



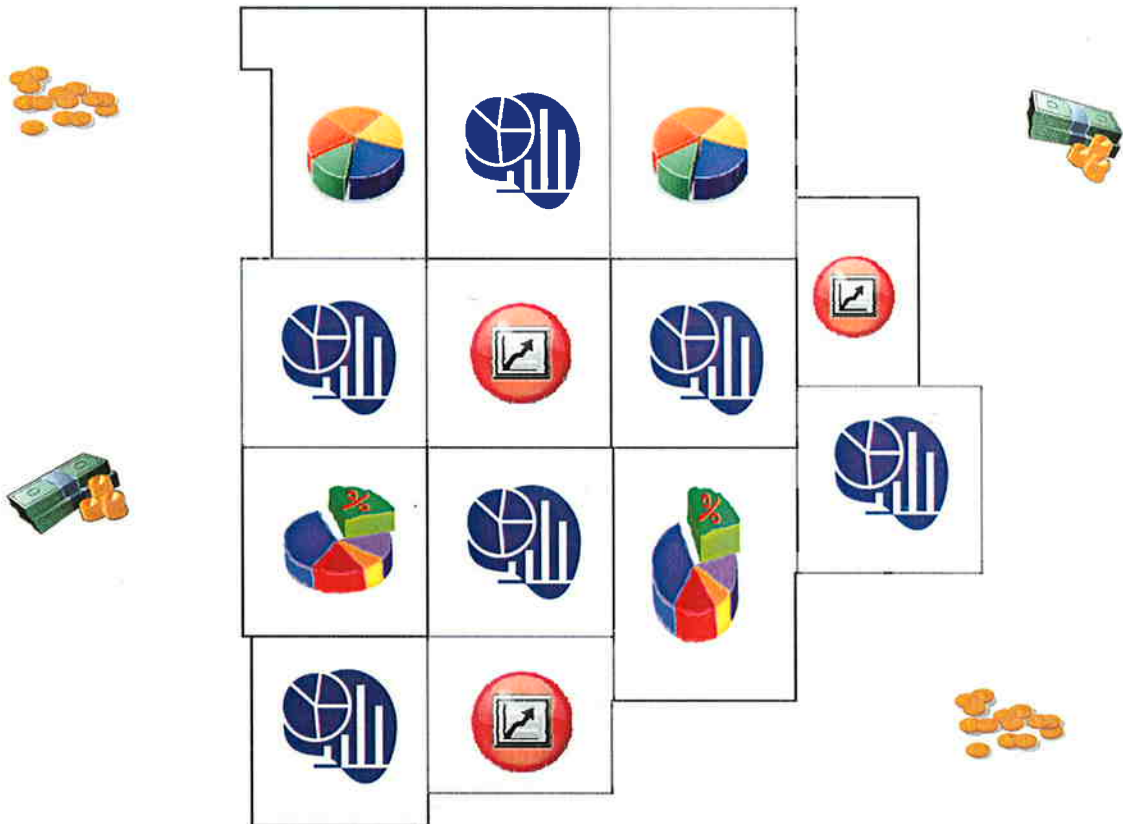
Fairfield County 2008 Wage and Benefit Survey

Fairfield County Economic Development, with funding support from the Fairfield 33 Development Alliance, Lancaster-Fairfield County Chamber of Commerce, WorkNet with Fairfield County Job & Family Services, the Center for Adult Learning at Ohio University's Lancaster Campus, and Adult Workforce Development at Eastland-Fairfield Career and Technology Centers, has announced the results of its annual comprehensive Wage and Benefit Survey for 2008. Thirty-eight local companies took the opportunity to participate. Survey results were made available on December 2.

The information available on this website is the Executive Summary of the report. Participating companies have been provided access to the complete report.

If you would like to know more about the complete report, please contact Fairfield County Economic Development at 740.654.1509 or email lkauffman@co.fairfield.oh.us for more information on the survey or to learn how your company can participate in the 2009 survey.

FAIRFIELD COUNTY 2008 WAGE & BENEFIT SURVEY



Conducted By

JK Evans & Associates  LLC
CONSULTING IN HUMAN RESOURCE MANAGEMENT

Table of Contents

Introduction

Employer Demographics **I**

Wages **II**

Compensation Practices **III**

Benefits **IV**

Employment Practices **V**

INTRODUCTION

The Fairfield County Economic Development Department in conjunction with the sponsors listed below presents the results of the 2008 wage and benefit survey. The survey was compiled by JK Evans & Associates LLC, a human resource and labor relations consulting firm. The survey was sponsored by the following agencies:

- * Fairfield 33 Development Alliance
- * Lancaster-Fairfield County Chamber of Commerce
- * WorkNet, Fairfield County Job & Family Services
- * Center for Adult Learning at Ohio University Lancaster Campus
- * Eastland-Fairfield Career & Technology Schools Adult Workforce Development

The purpose of the survey is to gather current data on the wage and benefit practices of employers in Fairfield County, Ohio. Employers can use this information for planning, budgeting, and making other employment decisions. Likewise, businesses considering Fairfield County as a possible business location may use the survey data to aid in their decision-making. The survey is intended to provide wage and benefit averages and examples for comparison and benchmarking purposes. No attempt has been made to draw conclusions about results. Interpretation of the data is intentionally left up to employers, who can use the survey information for their own individual purposes.

Methodology & Presentation of Data

Employers choosing to participate accessed the survey questionnaire on-line at the Fairfield County Economic Development's website.

JK Evans & Associates LLC also faxed hard copy versions or e-mailed copies of the survey questionnaire to participants upon request.

The questionnaire contained jobs representing a cross section of occupational groups including: Clerical, Administrative, Accounting, Purchasing, Behavioral Health, Child Development, Financial & Banking, Professionals, Technical, Engineering, Service/Sales/Retail, Food Service, Healthcare, General Maintenance, Skilled Trades, Production, Warehouse/Distribution, and Management.

The report is presented in the following five sections:

- Section I:** Employer Demographics, including the types of organizations that participated, ownership types, and total number of employees.
- Section II:** Wages, including wage data for jobs under the broad occupational categories.
- Section III:** Compensation Practices, including how raises are given, types of plans used, premium pay, shift differential and overtime practices.
- Section IV:** Benefit Information, including insurance, leave, and work-life benefits.
- Section V:** Employer Practices, including mileage rates, uniform requirements, and employee appreciation programs.

JK Evans & Associates LLC compiled the survey responses and presents it in a meaningful statistical and graph form to facilitate comparison of survey results with other Fairfield County employers.

Confidentiality

Individual survey responses and the names of participating employers are confidential and are not published. Survey participants are randomly assigned an alphabetical code to identify their individual company wage data and to maintain confidentiality. This code will be provided to only the designated authorized company representative specified on the survey form. However, these representatives, upon their own volition and option, may share their code and survey information with other company representatives.

Respondents

Thirty-eight employers responded to the survey. However, because not all employers answered all questions, the number of respondents to each survey question varies.

Wage Results

The wage information is compiled and presented in a meaningful statistical and graph form to facilitate comparison of survey results with the wages paid by Fairfield County employers. Wages were reported as annual, bi-weekly and hourly rates. When annual salaries were reported, the amount was converted to an hourly rate using 2080 hours for those organizations reporting 40 hours or more per week. This conversion rate was prorated accordingly for organizations reporting less than a 40-hour workweek. Due to rounding, employers may notice a slight variance in reported annual rates.

The study yielded substantial wage data for most of the jobs surveyed, thereby encouraging confidence in the validity of the data. The jobs that yielded sufficient data are reported below, categorized by occupational group.

Accounting & Purchasing

Accountant, CPA
Accountant / Financial Officer (Non Certified)
Accounting Clerk/Bookkeeper
Buyer/Purchasing Agent
Purchasing Manager
Senior Accountant

Clerical & Administrative

Administrative Assistant/Executive Secretary
(FLSA exempt)
Administrative Assistant/Executive Secretary
(FLSA non-exempt)
Clerk/Receptionist
Customer Service Representative
Data Entry Operator
Human Resource Generalist
Office Manager
Payroll/Personnel Clerk
Secretary

Engineering

Drafter
Industrial Engineer/ Process Engineer
Mechanical Engineer

General Maintenance

Building Maintenance Worker
Janitor/Custodial Worker
Maintenance Supervisor

Health Care

Licensed Practical Nurse
Registered Nurse

Management

Chief Executive Officer
Chief Financial Officer
General Manager
Human Resources Manager/Director/Administrator
Marketing Manager/Director
Quality Control/Assurance Manager

Production

Assembler
CNC Operator
Inspector (Quality Assurance)
Laborer/Material Handler
Machine Operator
Machinist/Production Machinist
Materials Supervisor
Plant Manager
Production Planner/Expediter
Production/ First Line Supervisor
Tool and Die Maker

Service, Sales & Retail

Sales Representative

Skilled Trades

Electrician
Machine Repair
Mechanic
Welder

Technical

Information Systems Manager
Network Administrator

Warehousing /Distribution

Forklift Operator
Shipper/Receiver
Truck Driver

Benefit & Leave Results

Survey responses were reviewed for completeness and, in some cases, grouped to facilitate ease of reading. To present the results, percents were rounded to the nearest whole number. Therefore, graphs and charts will not always add up to 100%. Also, some survey questions could elicit more than one response from the survey participants. In these instances, the total of the percentages listed can equal more than 100%. Examples are as follows.

Compensation Practices:

- Pay Philosophy [How Pay Raises Are Determined] [Variable Pay Offered] [Incentive Pay Types]
- Overtime Practices [Non-Exempt Employees Overtime Compensation]
- Ohio Minimum Wage Increase [Minimum Wage Increase Affects, Compensation Adjustments Made Due to Minimum Wage Increase]

Insurance Benefits

- Medical Insurance [Steps Taken in 2008 To Reduce Premium Costs] [Steps To Be Taken in 2009 To Reduce Premium Costs]

Work Life Benefits

- Childcare Assistance [Type of Childcare Employers Provide]
- Scheduling Benefits [Type of Scheduling Benefits Offered]
- Employee Assistance Program [Type of EAP Services Provided by Employers]

Employment Practices

- Employee Recognition Programs [Type of Recognition Programs] [Type of Awards]
- Pre and Post Employment Screenings [Type of Pre and Post Employment Screenings]

In situations where JK Evans & Associates LLC was unable to interpret the response to a particular survey question or questions, the survey participant was contacted for clarification. Responses that were not able to be clarified were omitted from the final survey results.

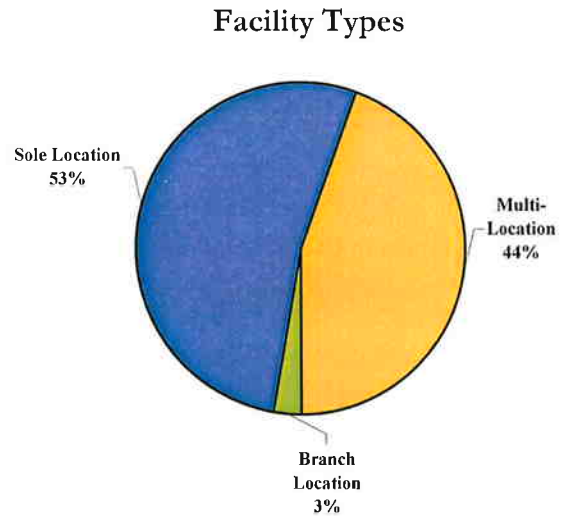
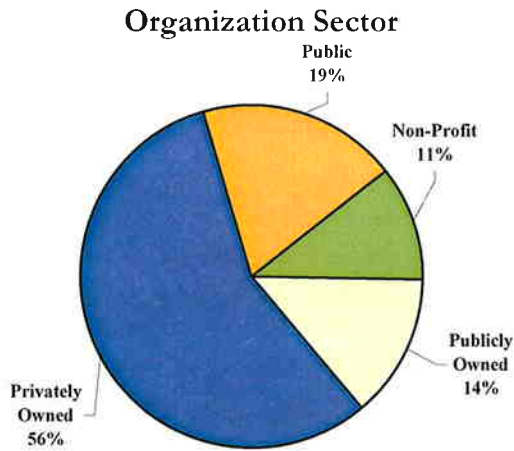
Thank you to all respondents of the 2008 Fairfield County Wage & Benefit Survey. Your participation is very much appreciated. Questions pertaining to the report should be directed to Bill Arnett, Fairfield County Economic Development or to JK Evans & Associates, LLC.

SECTION I

EMPLOYER DEMOGRAPHICS

EMPLOYER DEMOGRAPHICS

ORGANIZATION STRUCTURE AND FACILITY TYPE



EMPLOYERS BY INDUSTRY

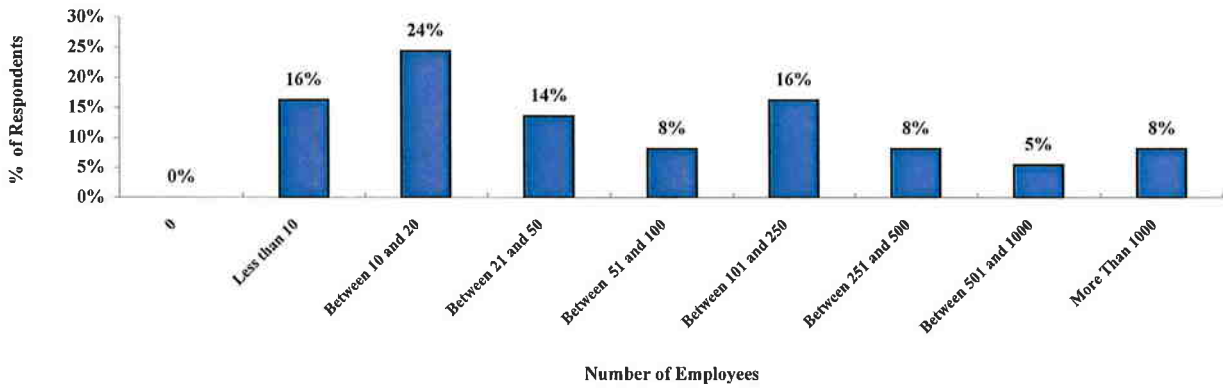
TYPE OF INDUSTRY	Respondents	
	Percent	Number
Manufacturing	32%	12
Accounting	8%	3
Cities, Townships, and Villages (Government)	8%	3
Federal, State, and County (Government)	8%	3
Non-Profit Organization	8%	3
Banking, Credit Unions, and Lending	5%	2
Healthcare	5%	2
Construction	3%	1
Dentistry	3%	1
Education	3%	1
Insurance	3%	1
Other	3%	1
Restaurants/Food Service	3%	1
Sales, Service, and/or Repair	3%	1
Security	3%	1
Technology	3%	1
Transportation	3%	1



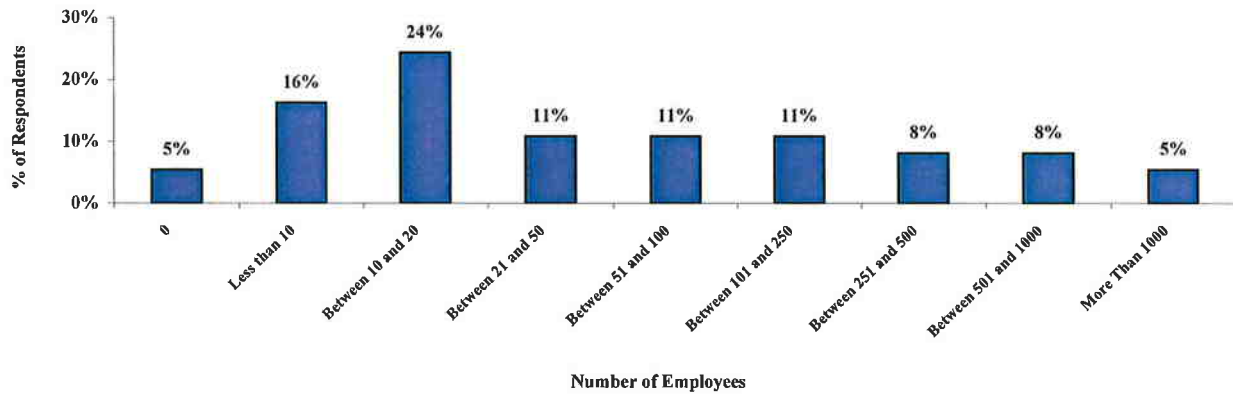
EMPLOYER DEMOGRAPHICS

NUMBER OF EMPLOYEES

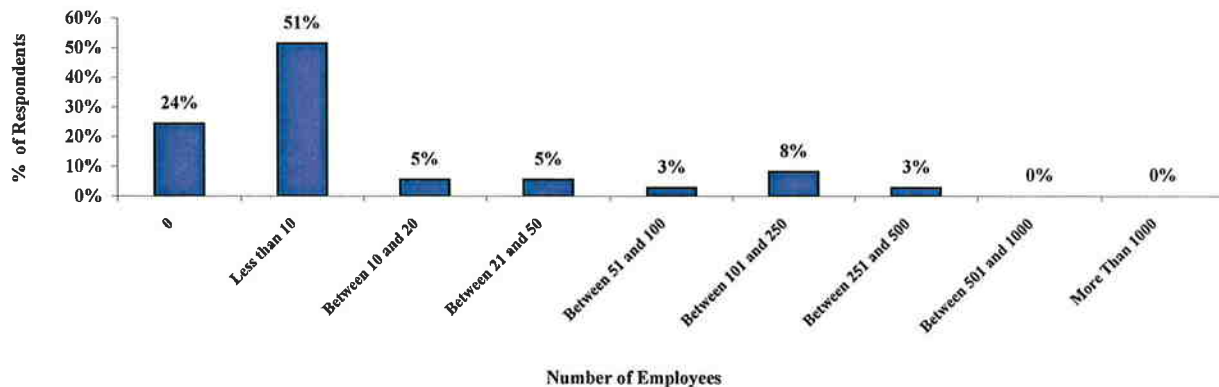
Total Number of Employees



Number of Full Time Employees



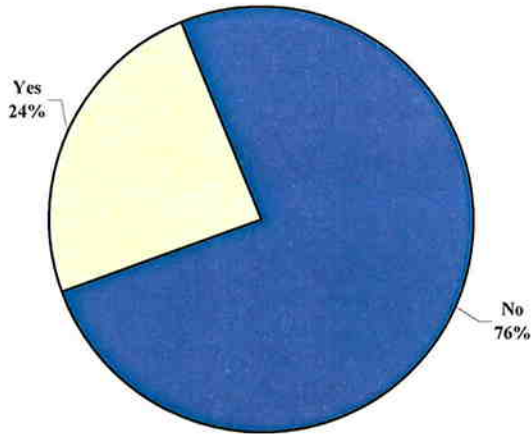
Number of Part Time Employees



EMPLOYER DEMOGRAPHICS

UNIONS

Employers with Union Contracts



Union Contract Lengths		
Contract Length	Respondents	
	Percent	Number
1 year	0%	0
2 years	22%	2
3 years	44%	4
4 years	0%	0
5 years	11%	1
More than 5 years	22%	2

